





Dimensions

Product dimensions (mm) 180\*91xH91mm

Scheme



ZENITH IP65SX2

|              |   |
|--------------|---|
| Item code    | 86.D285.1321.02   |
| Product type | Indoor  |
| Category     | Downlights  |
| Family       | ZENITH  |
| Subfamily    | ZENITH IP65SX2  |
| Pictograms   | <div><div></div><div>220<br/>240 V</div><div></div><div>CRI<br/>90</div><div></div><div>Driver<br/>INCL</div><div>On<br/>Off</div><div></div><div>50000h<br/>L80B10</div><div>IP<br/>65</div></div> |

|                            |                |
|----------------------------|----------------|
| Product                    |                |
| Real power (W)             | 2X12           |
| Real luminous flux (Lm)    | 2X960          |
| Luminous efficiency (Lm/W) | 80             |
| Beam angle (&ordm;)        | 24             |
| Life time (h)              | 50000 h L80B10 |
| IP                         | 65             |
| U. G. R                    | 19             |
| Control gear               | ON/OFF         |
| Colour temperature (K)     | 3000           |
| Colour consistency (SDCM)  | SDCM<3         |
| CRI                        | 90             |